

PLEASE CHECK WWW.MOLEX.COM FOR LATEST PART INFORMATION

Part Number: [0022447034](#)
Status: **Active**
Description: 2.50mm (.098") Pitch SPOX™ Header, Shrouded, Staggered Footprint, 3 Circuits, Orange

Documents:

[3D Model](#) [Product Specification PS-42219-0001 \(PDF\)](#)
[Drawing \(PDF\)](#) [RoHS Certificate of Compliance \(PDF\)](#)

Agency Certification

CSA LR19980
 UL E29179

General

Product Family PCB Headers
 Series [42249](#)
 Application Wire-to-Board
 Product Name SPOX™

Physical

Breakaway No
 Circuits (Loaded) 3
 Circuits (maximum) 3
 Durability (mating cycles max) 25
 Flammability 94V-0
 Glow-Wire Compliant No
 Lock to Mating Part None
 Material - Plating Mating Tin
 Number of Rows 1
 Orientation Vertical
 PC Tail Length (in) 0.130 In
 PC Tail Length (mm) 3.30 mm
 PCB Locator No
 PCB Retention Yes
 PCB Thickness Recommended (in) 0.062 In
 PCB Thickness Recommended (mm) 1.60 mm
 Packaging Type Bag
 Pitch - Mating Interface (in) 0.098 In
 Pitch - Mating Interface (mm) 2.50 mm
 Polarized to Mating Part Yes
 Polarized to PCB No
 Shrouded Partial
 Stackable No
 Temperature Range - Operating 0°C to +75°C
 Termination Interface: Style Through Hole

Electrical

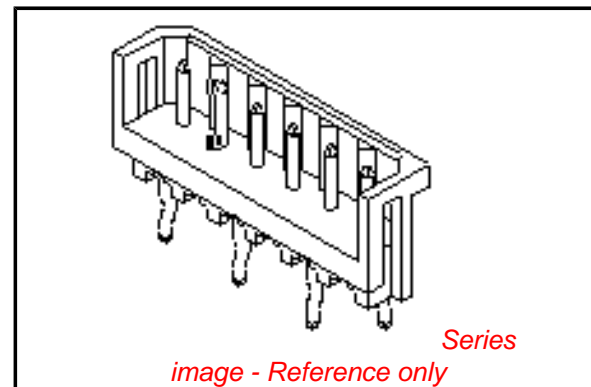
Current - Maximum per Contact 3A
 Voltage - Maximum 250V

Solder Process Data

Lead-free Process Capability Wave Capable (TH only)
 Process Temperature max. C 230

Material Info

Reference - Drawing Numbers



EU RoHS

China RoHS

Compliance Status

Not Reviewed

REACH SVHC

Not Reviewed

Halogen-Free

Status

Not Reviewed

Need more information on product environmental compliance?

Email productcompliance@molex.com
 For a multiple part number RoHS Certificate of Compliance, [click here](#)

Please visit the [Contact Us](#) section for any non-product compliance questions.

Search Parts in this Series

[42249Series](#)

Mates With

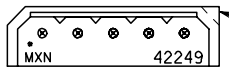
[42219](#)

Application Specification
Product Specification
Sales Drawing

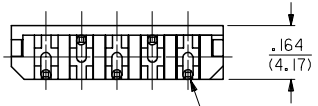
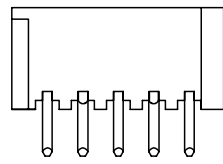
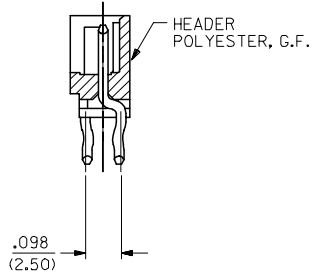
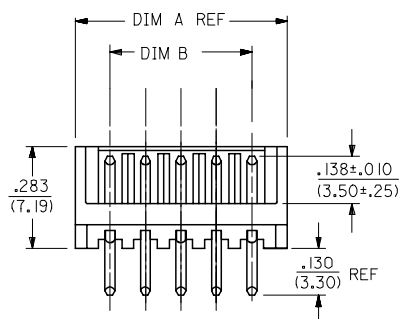
AS-42249-001
PS-42219-0001
SDA-42249-*

This document was generated on 06/08/2010

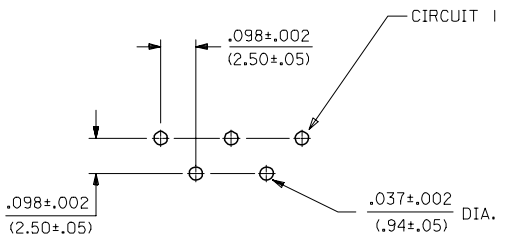
PLEASE CHECK WWW.MOLEX.COM FOR LATEST PART INFORMATION



SQUARE CORNER IS CKT 1 IDENTIFIER



CIRCUIT 1



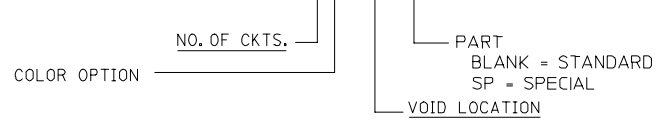
PCB HOLE LAYOUT: COMPONENT SIDE
RECOMMENDED PCB THICKNESS: .062 (1.57)

NOTES:

- 1) MATERIAL: HEADER : PLOYESTER, GLASS FILLED.
PIN : BRASS.
- 2) FINISH:
(154) --100 MICROINCHES (2.54 MICROMETERS) MIN. TIN OVER
50 MICROINCHES (1.27 MICROMETERS) MIN. NICKEL UNDERPLATE.
- 3) PRODUCT SPECS: PS-42219-0001.
- 4) PACKAGING: PARTS MUST BE PACKAGED IN A 9" X12" ANTI-STATIC POLY-BAG BEFORE PLACING IN CORRUGATED SHIPPING CARTON.
- 5) ANY VOID COMBINATION LEAVING PINS IN ONE ROW ONLY IS NOT AN AVAILABLE OPTION. THE RESULTS WOULD BE MINIMAL BOARD RETENTION.

NO. OF CKTS.	KINK LOC.	DIM A IN/(MM)	DIM B IN/(MM)
2	ALL PINS	.292/(7.42)	.098/(2.50)
3	ALL PINS	.391/(9.92)	.197/(5.00)
4	ALL PINS	.489/(12.42)	.295/(7.50)
5	ALL PINS	.587/(14.92)	.394/(10.00)
6	ALL PINS	.685/(17.40)	.492/(12.50)
7	ALL PINS	.783/(19.90)	.591/(15.00)
8	ALL PINS	.882/(22.40)	.689/(17.50)
9	ALL PINS	.980/(24.90)	.787/(20.00)
10	ALL PINS	1.079/(27.40)	.886/(22.50)
11	ALL PINS	1.177/(29.90)	.984/(25.00)
12	ALL PINS	1.276/(32.40)	1.083/(27.50)
13	ALL PINS	1.374/(34.90)	1.181/(30.00)
14	ALL PINS	1.472/(37.40)	1.280/(32.50)
15	ALL PINS	1.571/(39.90)	1.378/(35.00)

A-42249-N*- *- *



REPLACE PIN 42238 EC NO: UCP2006-0509 DRWNAELHAG CHKD: 2006/03/28 APPR:FSM TH REVISION DESCRIPTION 2006/03/08 2006/03/28 2006/03/29	QUALITY SYMBOLS	GENERAL TOLERANCES (UNLESS SPECIFIED)	DIMENSION STYLE	SCALE	DESIGN UNITS	THIRD ANGLE PROJECTION	
	$\nabla=0$ $\nabla=0$	mm INCH 4 PLACES ± --- ± --- 3 PLACES ± --- ±.010 2 PLACES ± 0.25 ±.015 1 PLACE ± 0.38 ± --- ANGULAR ±1/2°	IN/MM	4:1	METRIC		
			DRAWN BY	DATE	TITLE		
			RE	12/17/88	2.5 MM HEADER ASSEMBLY (STAGGERED PINS)		
			CHECKED BY	DATE			
			WRL	12/17/88			
			APPROVED BY	DATE			
			LENZ	12/17/88			
			MATERIAL NO.	DOCUMENT NO.			
			SEE CHART	SDA-42249-*			
			SIZE				
			C				
			THIS DRAWING CONTAINS INFORMATION THAT IS PROPRIETARY TO MOLEX INCORPORATED AND SHOULD NOT BE USED WITHOUT WRITTEN PERMISSION				
						SHEET NO. 1 OF 4	

A-42249-NA*				A-422649-NB*				A-42249-NC*				
OPTIONS	HOUSING	42249-N		OPTIONS	HOUSING	42249-NA		OPTIONS	HOUSING	42249-NB		
	COLOR	WHITE			COLOR	BLUE			COLOR	BROWN		
	PIN NO	45613-0001			PIN NO	45613-0001			PIN NO	45613-0001		
	PLATING	154			PLATING	154			PLATING	154		
Ckt	Material No	Engineering No	Void Ckts	Ckt	Material No	Engineering No	Void Ckts	Ckt	Material No	Engineering No	Void Ckts	
2	22-43-6020	A-42249-2A		2	22-44-7026	A-42249-2B		2	22-44-7025	A-42249-2C		
3	22-43-6030	A-42249-3A		3	22-44-7036	A-42249-3B		3	22-44-7035	A-42249-3C		
4	22-43-6040	A-42249-4A		4	22-44-7046	A-42249-4B		4	22-44-7045	A-42249-4C		
5	22-43-6050	A-42249-5A		5	22-44-7056	A-42249-5B		5	22-44-7055	A-42249-5C		
6	22-43-6060	A-42249-6A		6		A-42249-6B		6	22-44-7065	A-42249-6C		
7	22-43-6070	A-42249-7A		7		A-42249-7B		7	22-44-7075	A-42249-7C		
8	22-43-6080	A-42249-8A		8		A-42249-8B		8	22-44-7085	A-42249-8C		
9	22-43-6090	A-42249-9A		9		A-42249-9B		9	22-44-7095	A-42249-9C		
10	22-43-6100	A-42264910A		10		A-42264910B		10	22-44-7105	A-42249-10C		
11	22-43-6110	A-42249-11A		11		A-42249-11B		11	22-44-7115	A-42249-11C		
12	22-43-6120	A-42249-12A		12		A-42249-12B		12	22-44-7125	A-42249-12C		
13	22-43-6130	A-42249-13A		13		A-42249-13B		13	22-44-7135	A-42249-13C		
14	22-43-6140	A-42249-14A		14		A-42249-14B		14	22-44-7145	A-42249-14C		
15	22-43-6150	A-42249-15A		15		A-42249-15B		15	22-44-7155	A-42249-15C		
	22-43-6041	A-42249-4A-2	2									
	22-43-6042	A-42249-4A-3	3									
	22-43-6063	A-42249-6A-51	3,5									
	22-43-6064	A-42249-6A-52	2,4									
	22-43-6032	A-42249-3A-3	3									
	022-43-6073	A-42249-07A-51	2,5									
	022-43-6072	A-42249-07A-3	3									
	022-43-6074	A-42249-07A-5	5									
	022-43-6075	A-42249-07A-52	3,6									
	022-43-6061	A-42249-06A-5	5									
	022-43-6065	A-42249-06A-2	2									
REV:	ECR/ECN INFORMATION			TITLE:							SHEET No.	
S	EC NO: UCP2006-0509			2.5 MM HEADER ASSEMBLY (STAGGERED PINS)							- 2 -	
	DATE: 3/29/2006											
DOCUMENT NUMBER:				CREATED / REVISED BY:			CHECKED BY:		APPROVED BY:			
SDA-42249-*				ELHAG			ADERR		FSMITH			

A-42249-ND-*				A-42249-NE-*				A-42249-NF-*			
OPTIONS	HOUSING	42249-NR		OPTIONS	HOUSING	42249-NC		OPTIONS	HOUSING	42249-ND	
	COLOR	RED			COLOR	ORANGE			COLOR	YELLOW	
	PIN NO	45613-0001			PIN NO	45613-0001			PIN NO	45613-0001	
	PLATING	154			PLATING	154			PLATING	154	
Ckt	Material No	Engineering No	Void Ckts	Ckt	Material No	Engineering No	Void Ckts	Ckt	Material No	Engineering No	Void Ckts
2	22-44-7022	A-42249-2D		2	22-44-7024	A-42249-2E		2	22-44-7021	A-42249-2F	
3	22-44-7032	A-42249-3D		3	22-44-7034	A-42249-3E		3	22-44-7031	A-42249-3F	
4	22-44-7042	A-42249-4D		4	22-44-7044	A-42249-4E		4	22-44-7041	A-42249-4F	
5	22-44-7052	A-42249-5D		5	22-44-7054	A-42249-5E		5	22-44-7051	A-42249-5F	
6	22-44-7062	A-42249-6D		6	22-44-7064	A-42249-6E		6	22-44-7061	A-42249-6F	
7	22-44-7072	A-42249-7D		7	22-44-7074	A-42249-7E		7	22-44-7071	A-42249-7F	
8	22-44-7082	A-42249-8D		8	22-44-7084	A-42249-8E		8	22-44-7081	A-42249-8F	
9	22-44-7092	A-42249-9D		9	22-44-7094	A-42249-9E		9	22-44-7091	A-42249-9F	
10	22-44-7102	A-42249-10D		10	22-44-7104	A-42249-10E		10	22-44-7101	A-42249-10F	
11		A-42249-11D		11	22-44-7114	A-42249-11E		11	22-44-7111	A-42249-11F	
12	22-44-7122	A-42249-12D		12	22-44-7124	A-42249-12E		12	22-44-7121	A-42249-12F	
13		A-42249-13D		13	22-44-7134	A-42249-13E		13	22-44-7131	A-42249-13F	
14		A-42249-14D		14	22-44-7144	A-42249-14E		14	22-44-7141	A-42249-14F	
15		A-42249-15D		15	22-44-7154	A-42249-15E		15	22-44-7151	A-42249-15F	
	22-44-7049	A-42249-4D-2	2								
	022-44-7048	A-42249-04D-3	3								
REV:	ECR/ECN INFORMATION			TITLE:	2.5 MM HEADER ASSEMBLY (STAGGERED PINS)						SHEET No.
S	EC NO: UCP2006-0509										- 3 -
	DATE: 3/29/2006										
DOCUMENT NUMBER: SDA-42249-*				CREATED / REVISED BY: ELHAG			CHECKED BY: ADERR		APPROVED BY: FSMITH		

A-42249-NG-*				A-42249-NH-*				A-42249-NF-*			
OPTIONS	HOUSING	42249-NE		OPTIONS	HOUSING	42249-NG		OPTIONS	HOUSING	42249-ND	
	COLOR	GREEN			COLOR	GREY			COLOR	YELLOW	
	PIN NO	45613-0001			PIN NO	45613-0001			PIN NO	45613-0001	
	PLATING	154			PLATING	154			PLATING	154	
Ckt	Material No	Engineering No	Void Ckts	Ckt	Material No	Engineering No	Void Ckts	Ckt	Material No	Engineering No	Void Ckts
2	22-44-7023	A-42249-2G		2		A-42249-2H		2	50-34-9271	A-42249-02F-(154)	
3	22-44-7033	A-42249-3G		3		A-42249-3H		3	50-34-9272	A-42249-03F-(154)	
4	22-44-7043	A-42249-4G		4		A-42249-4H		4	50-34-9273	A-42249-04F-(154)	
5	22-44-7053	A-42249-5G		5		A-42249-5H		5	50-34-9274	A-42249-05F-(154)	
6	22-44-7063	A-42249-6G		6		A-42249-6H		6	50-34-9275	A-42249-06F-(154)	
7	22-44-7073	A-42249-7G		7		A-42249-7H		7	50-34-9276	A-42249-07F-(154)	
8	22-44-7083	A-42249-8G		8		A-42249-8H		8	50-34-9277	A-42249-08F-(154)	
9	22-44-7093	A-42249-9G		9		A-42249-9H		9	50-34-9278	A-42249-09F-(154)	
10	22-44-7103	A-42249-10G		10		A-42249-10H		10	50-34-9279	A-42249-10F-(154)	
11	22-44-7113	A-42249-11G		11		A-42249-11H		11	50-34-9280	A-42249-11F-(154)	
12	22-44-7123	A-42249-12G		12		A-42249-12H		12	50-34-9281	A-42249-12F-(154)	
13	22-44-7133	A-42249-13G		13		A-42249-13H		13	50-34-9282	A-42249-13F-(154)	
14	22-44-7143	A-42249-14G		14		A-42249-14H		14	50-34-9283	A-42249-14F-(154)	
15	22-44-7153	A-42249-15G		15		A-42249-15H		15	50-34-9284	A-42249-15F-(154)	

REV: S	ECR/ECN INFORMATION EC NO: UCP2006-0509 DATE: 3/29/2006	TITLE: 2.5 MM HEADER ASSEMBLY (STAGGERED PINS)	SHEET No. - 4 -
DOCUMENT NUMBER: SDA-42249-*		CREATED / REVISED BY: ELHAG	CHECKED BY: ADERR
		APPROVED BY: FSMITH	